

# Feedback Analysis Report

Session- 2019-20



Tezpur College, Tezpur

Pin-784001

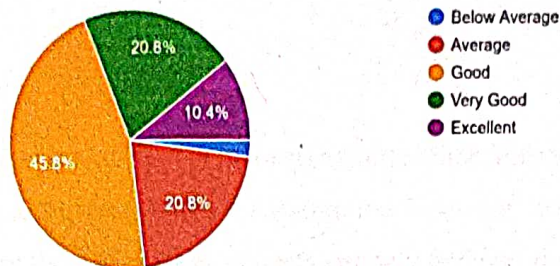
# Feedback report 2019-20

## Summary of feedback report:

Students' response on different issues related to their courses, syllabi, use and availability of online resources, communication skills etc., can be summarised as follows-

### 1. Content of Syllabi of the Courses

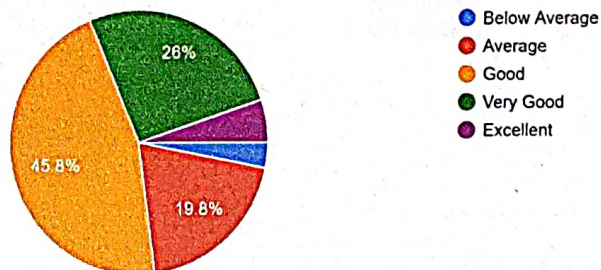
96 responses



1. Students' response regarding the content of the syllabi of the courses is satisfactory. More than 10 percent students found it excellent, around 20 percent considered it very good whereas more than 45 percent students expressed that the content of the syllabi is good.

### 2. Extent of coverage of course

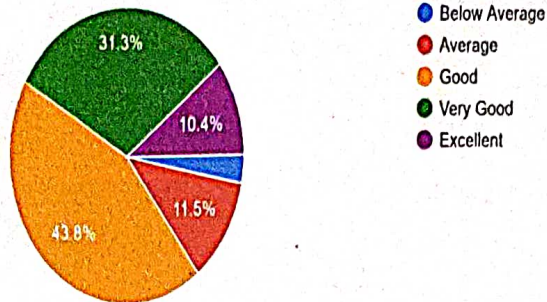
96 responses



2. The majority of students (45.8 percent) admitted that their course coverage is satisfactory. More than 5 percent students considered that coverage of the course is excellent, 26 percent considered it very good whereas 19.8 percent students found it average.

### 3. Delivery of Syllabi in the Class

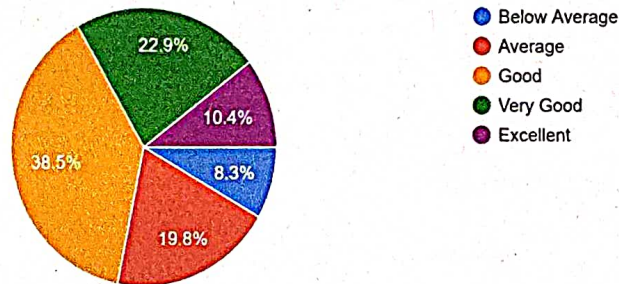
96 responses



3. The majority of students (43.8 percent) admitted that delivery of syllabi in the class is satisfactory. Against the very few (around 3 percent) who considered it below average, more than 30 percent students strongly believes that delivery of syllabi in the class is very good. Moreover, 10.4 percent responded that delivery of syllabi in the class is excellent.

### 4. Use of Teaching Aids and ICT in the Class to Facilitate Teaching

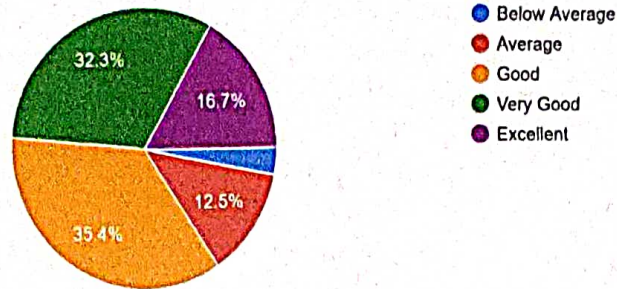
96 responses



4. The largest section (38.5 percent) of students considers that use of teaching aids and ICT tools in their classes is good, around 20 percent found it average. Though, a few (8.3 percent) students ranked it below average; around 23 percent admires it as very good and 10.4 percent considers it excellent for them respectively.

### 5. Overall Experience with Internal Assessment (Quiz, Assignments, Presentations etc.)

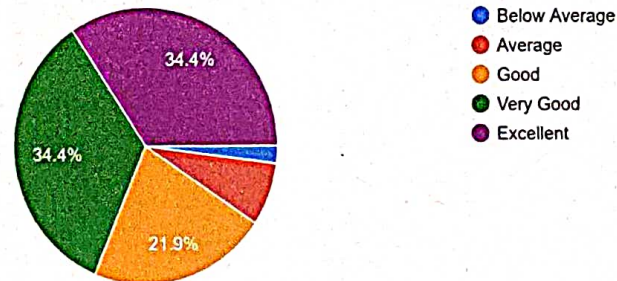
96 responses



5. Except the very few (3.1 percent) who ranked it below average; majority of students (35.4 percent) responded that their overall experience with internal assessment is good. For more than 32 percent students this experience is very good whereas around 17 percent students consider this experience as excellent.

### 6. Student Teacher Interaction

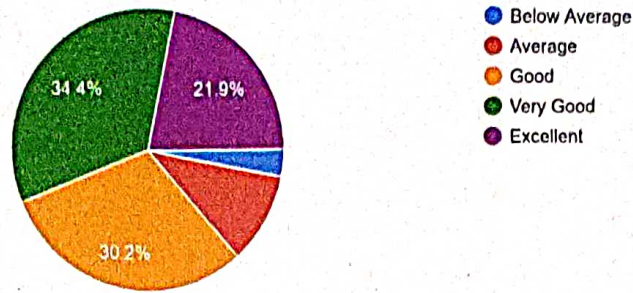
96 responses



6. The largest section of students (34.4 percent) is highly satisfied in interaction with their teachers. As against the marginal section of about 2 percent students who considers it below average, 34.4 percent students admired that student teacher interaction is very good for them.

### 7. Overall Learning Experience

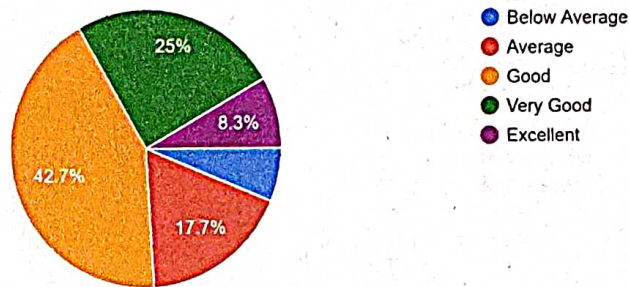
96 responses



7. Around 22 percent students admitted that their overall learning experience from the concerned courses is of highest quality whereas more than 34 percent students ranked their learning experience as very good.

### 8. Availability of Online Resources

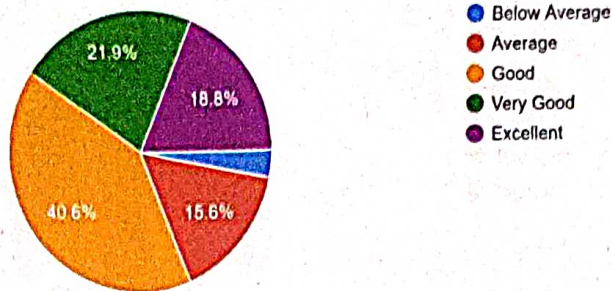
96 responses



8. For majority of students (42.7 percent), the availability of online resources in the institution is good whereas for 25 percent students it of very good quality. Although a small fraction of students is dissatisfied in this respect, more than 8 percent students believe that the availability of online resources in the institution is of highest quality.

### 9. Participation In Co-Academic And Cultural Events

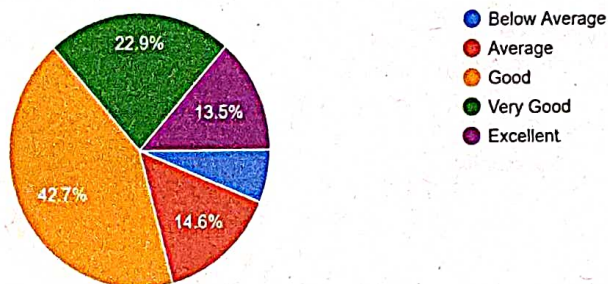
96 responses



9. The larger section of students is happy with students' participation in co-academic and cultural events in the institution. As against the very few (about 3 percent), around 22 percent students consider it very good whereas around 19 percent admires it of highest standard.

### 10. Classroom Facilities (LCD/Audio/Computer/Seating Arrangement Etc.)

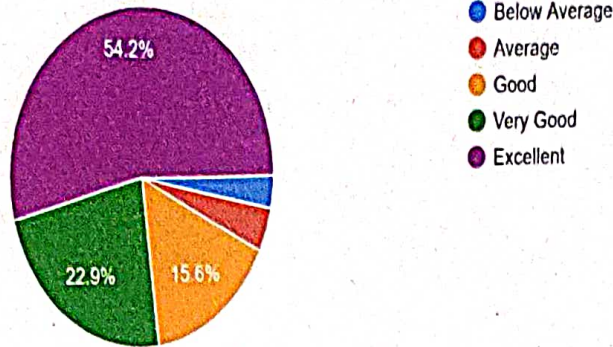
96 responses



10. The majority group of students (42.7 percent) considers that the classroom facilities are good for them. Around 23 percent students responded it as very good whereas 13.5 percent students' viewed that it is of highest standard.

### 11. Library Reading Room Facility

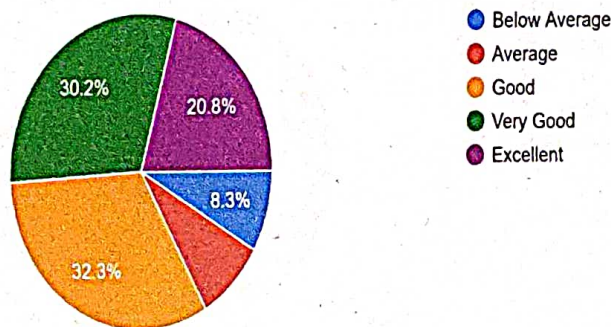
96 responses



11. Students 'response towards library reading room facility is highly satisfactory. More than 54 percent students admired this facility offered by the institution as of highest standard.

### 12. Library Digital Resources and Reading Material Support

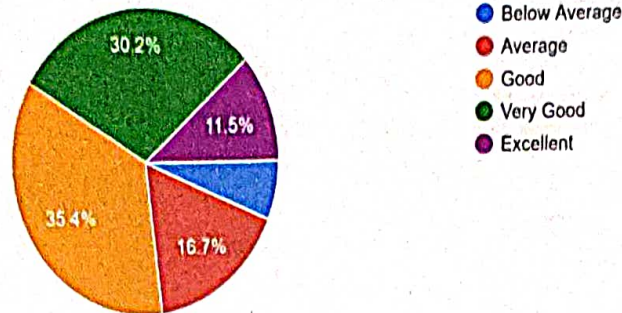
96 responses



12. Around 21 percent respondents have highly appreciated the library digital resources and reading material support in the institution. Regardless of a few (about 8 percent) who categorized it as below average, majority of students are satisfied with the provision of material support and digital resources from the library.

### 13. Canteen Facility

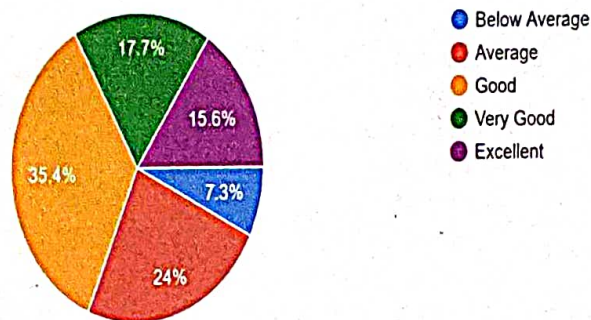
96 responses



13. Except a very few (around 6percent) respondents, most of the students are satisfied with the canteen facilities. More than 35 percent students ranked these facilities 'good', 30.2 percent ranked it very good whereas 11.5 percent considered it as of highest standard.

### 14. Drinking Water Facility

96 responses

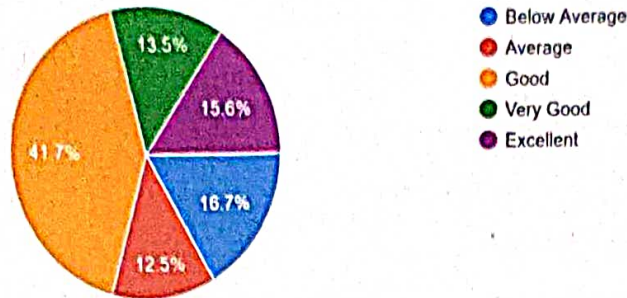


14. The majority group of students (35.4 percent) considers that the drinking water facility is good for them. Around 18 percent students responded it as very good whereas 15.6 percent commended that it is excellent in nature.



### 15. Washroom / Toilets Facilities

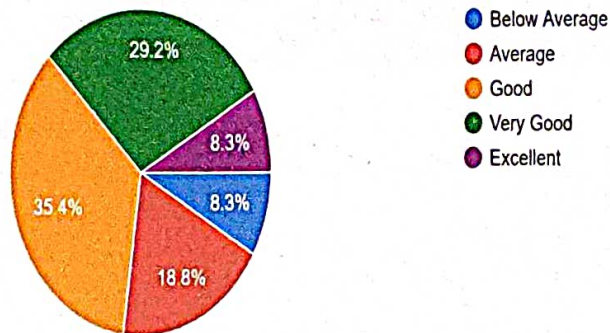
96 responses



15. The largest section of students (around 42 percent) is satisfied with the provisions of washroom/ toilet facilities in the institution. Although 16.7 percent considered it as below average standard, around 16 percent believes that these provisions are excellent for them.

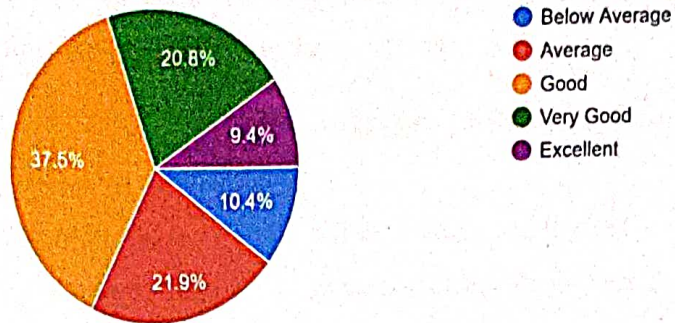
### 16. Experience of the Admission Process to the Programme you have Enrolled in

96 responses



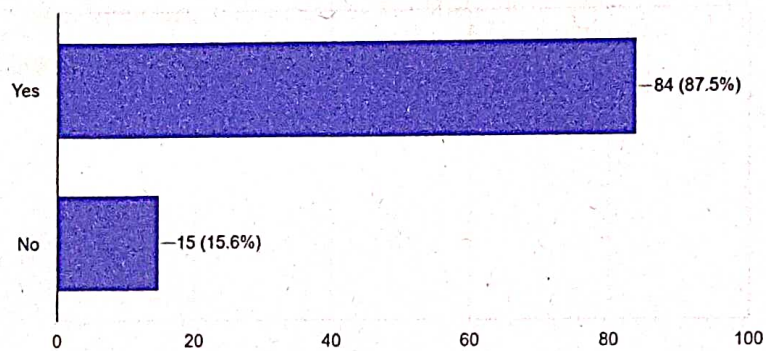
16. Regardless of a few respondents (8.3 percent) who categorized the admission process as below average standard and another group (around 19 percent) who considered it of average standard, the largest section of students is satisfied with the admission process of the institution.

17. Experience with College's Administrative Staff  
96 responses



17. The majority of students expressed that they have good experiences with college's administrative staff. Around 21 percent shared that they have very good experiences with the administrative staff.

18. Would you Recommend this College to Others  
96 responses



18. It's a matter of privilege for the institution that around 88 percent students are willing to recommend their institution to others.

### Suggestions/ Recommendations/Remarks from the students

96 students submitted their feedback, comment and suggestion. Some of the important suggestions observed from student's feedback are as follows-

1. The academic environment and overall ambience of the college has been highly appreciated by most of the students.
2. Students feel that the teachers are approachable, friendly and helpful.
3. Measures should be adopted to make the process of form submissions quicks and more convenient for the students.
4. Use of ICT tools by the teachers should be increased.

### Feedback Analysis Committee

1. Rita Saikia Dutta, HoD, Department of English- Member *Rainia*
2. Dr. Rajlakshmi Sonowal, Department of Education- Member *Raj*
3. Dr. Debajit Dutta- Department of Economics- Member *Debajit*